

Project Description

---

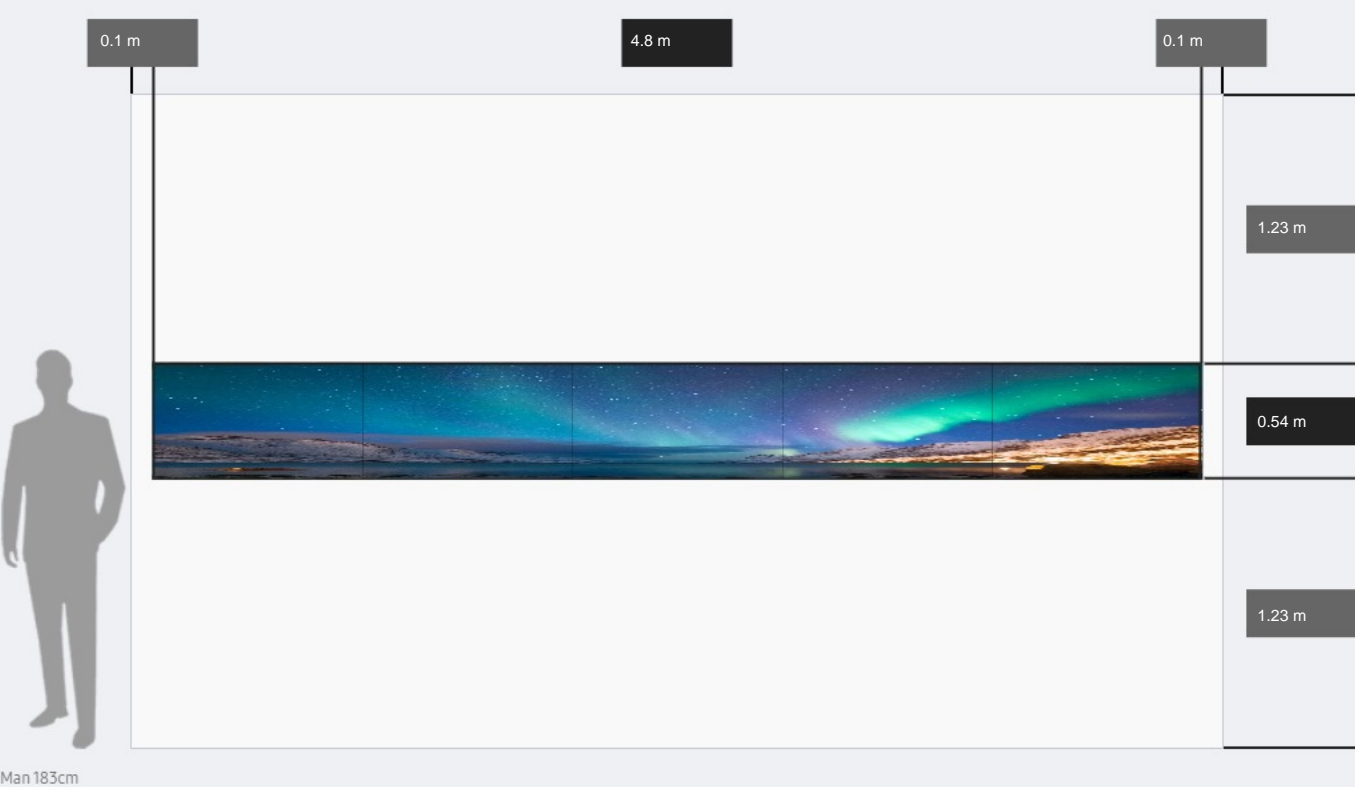
**5x1**  
**[ Indoor Model IE025R ]**



With more businesses turning to LED signage for an enhanced customer experience, Samsung's IER series displays offer an ideal combination of superior picture quality and intuitive usability. IER Series captivates customers through industry-leading video processing technologies and High Dynamic Range (HDR) picture refinement, delivering clearer, more realistic and memorable content. Fine-tune uniformity and accurate color even in low brightness also always ensures enhanced image presentation. Hassle-free installation and flexible configuration options means any business can have an eye-catching display regardless of environmental constraints.

LED Configuration Rendering

# LED Configuration Rendering [ Indoor Model IE025R ]



## Screen Specification

Model Name **IE025R**

IER Display Requirements	Screen Configuration (WxH)	5 x 1
	No. of Cabinets	5
	No. of Spare Cabinets	1
	Total No. of Cabinets	6
Display Wall Dimensions	Dimensions	4.8 X 0.54 m
	Display Area	2.59 m <sup>2</sup>
	Diagonal	190.16 inch
	Weight	54.0 kg
Optical Parameter	Resolution	1920 X 216
	Minimum No. of S-Boxes	1
Power Requirements	Max	750 Watts
	Typical	250 Watts


\* Specifications are subject to change without notice.

## Product Specification

Model Name **IE025R**


Physical Parameter	Pixel Pitch	2.5mm
	Diode Type	Surface Mount Device (SMD)
	Dimensions (mm, LxHxD, per cabinet)	960x540x79.5 mm
	Dimensions (inch, inchxD, per cabinet)	43.3 inch x 3.13 inch
	Weight (per cabinet/per m <sup>2</sup> )	10.8Kg / 20.8Kg
Optical Parameter	Brightness (Peak/Max)	1,200 nit / 600 nit
	Contrast Ratio (Peak/Max)	6,000:1
	Viewing angle - Horizontal	160°
	Viewing angle - Vertical	160°
	Bit Depth	16 bit (Internal processing 18bit)
	Color temperature - Adjustable	2,800 ~ 10,000K (use S/BOX)
Electrical Parameter	Video Rate	50/60 Hz
	Input Power Range	100~240 VAC, 50/60 Hz
	Power consumption - Max	289 (W/m <sup>2</sup> ) / 150 (W/Cabinet)
	Power consumption - Typ	96 (W/m <sup>2</sup> ) / 50 (W/Cabinet)
	Heat generation - Max(BTU/SF)	91.6 BTU/SF per hour
	Refresh rate	3,840 Hz
Operation Conditions	Working Temperature / Humidity	0°C~40°C / 10~80%RH
	Storage Temperature / Humidity	-20°C~45°C / 5~95%RH
	IP Rating	IP20
	LED Lifetime	100,000 hours
Certification	EMC Class A, Safety 60950-1	EMC Class A, Safety 60950-1, FCC, UL, CB, KCC, RoHS
Service	Service	Front
Package	Box Dimension (mm, LxHxD)	1119 x 699 x 206
	Box Volume (m <sup>3</sup> )	0.161
	Package Weight (kg, per cabinet)	16.5kg

## Cabinet Drawing



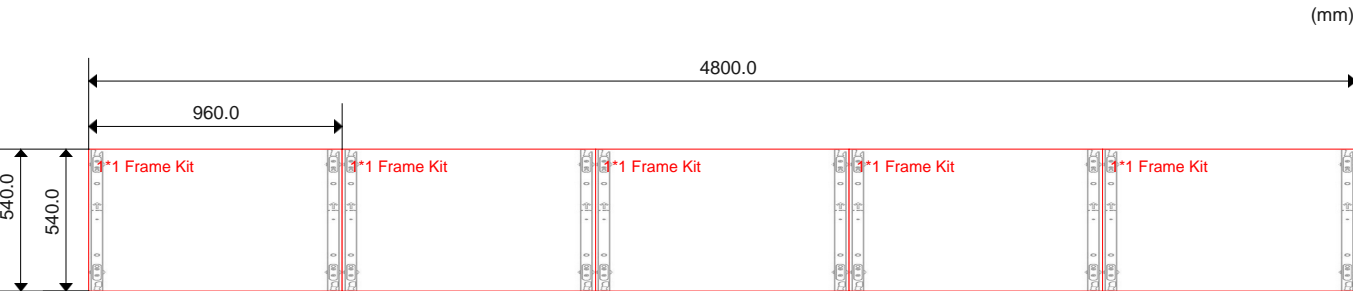
## Mechanical Drawing(Frame Kit)

### LED DISPLAY IER series FRAME KIT 1X1



Frame Kits	Mount Framekit for IER 8x4	0
	Mount Framekit for IER 4x4	0
	Mount Framekit for IER 5x3	0
	Mount Framekit for IER 3x3	0
	Mount Framekit for IER 5x2	0
	Mount Framekit for IER 1x1	5


## Mechanical Drawing(Frame Kit)







\* This figures below is the cabinet length on mounted position.




## Power flow Diagram(110V)



*\* The number of primary power cables doesn't pertain to the number of external circuits. The number of external circuits depends on power consumption. For more detail, please contact your sales partner from Samsung Electronics.*

-  Power Interconnect Cable
-  Power Cable Input/Output
-  Primary Cable Routing End Point
-  Primary Power Cable Input


## Power flow Diagram(220V)






\* The number of primary power cables doesn't pertain to the number of external circuits. The number of external circuits depends on power consumption. For more detail, please contact your sales partner from Samsung Electronics.

- Power Interconnect Cable
- Power Cable Input/Output
- Primary Cable Routing End Point
- ▲ Primary Power Cable Input

## Data Flow Diagram



*\*In case of 1 width setup, if you install more than 1 x 3 setup IG should be installed as above to ensure data redundancy.*

-  Primary Video Cable Input
-  Video & Communication Input
-  Video & Communication Cables

## Ventilation Guide

(CFM)

Temperature	FAN flow per a column	Total FAN flow
15°C	0	No fan required
20°C	0	No fan required
25°C	0	No fan required
30°C	0	No fan required

## Production Information

---



**IE025R**

[LEARN MORE](#)



**SBB-SNOWJAU**

[LEARN MORE](#)