

Project Description

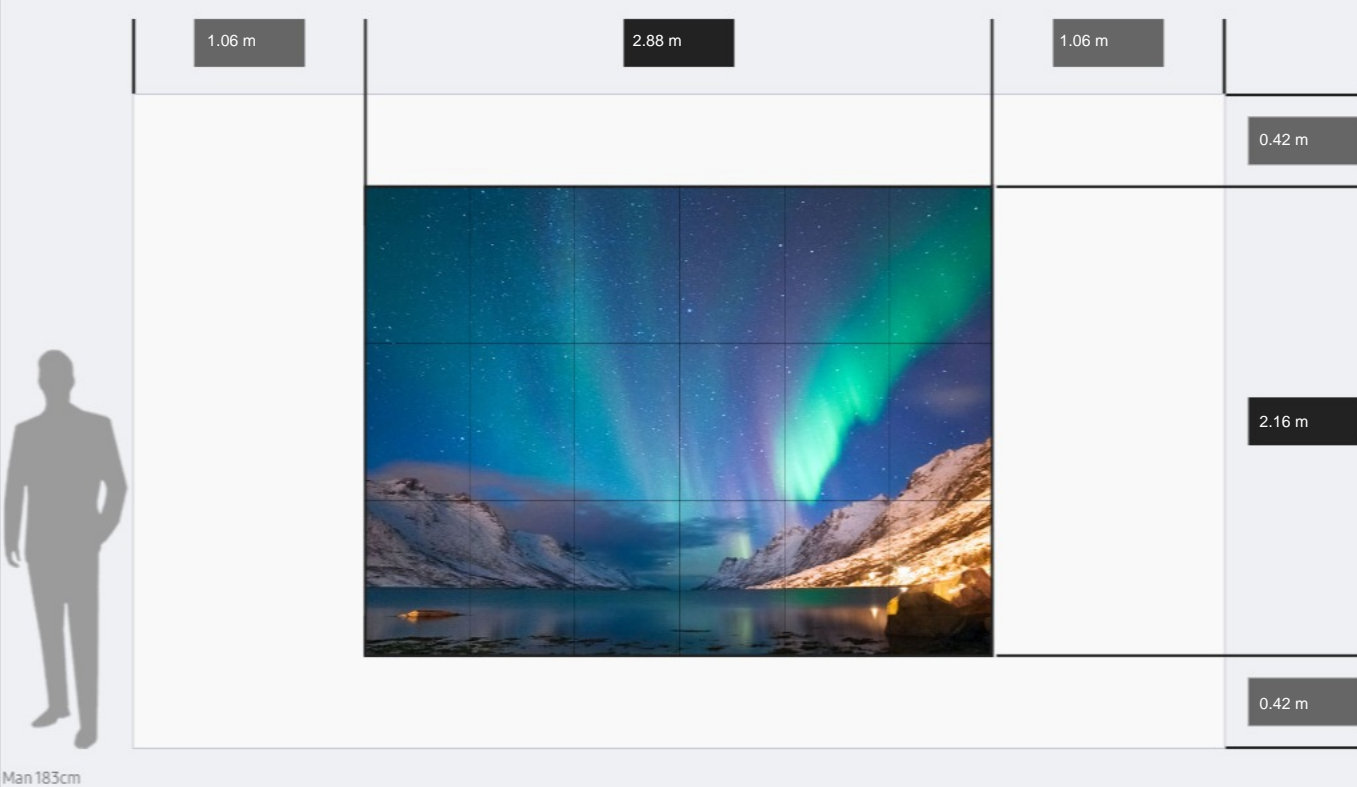
6x3
[Indoor Model IF040H-D]



Samsung's IF Series displays are the comprehensive solution for an improved LED experience. By streamlining installation, presentation and management, businesses can create and share powerful content with minimal hassle.

LED Configuration Rendering

LED Configuration Rendering [Indoor Model IF040H-D]



Screen Specification

Model Name **IF040H-D**

IF Display Requirements	Screen Configuration (WxH)	6 x 3
	No. of Cabinets	18
	No. of Spare Cabinets	1
	Total No. of Cabinets	19
Display Wall Dimensions	Dimensions	2.88 X 2.16 m
	Display Area	6.22 m ²
	Diagonal	141.73 inch
	Weight	133.2 kg
Optical Parameter	Resolution	720 X 540
	Minimum No. of S-Boxes	1
Power Requirements	Max	3600 Watts
	Typical	1206 Watts

* Specifications are subject to change without notice.


Product Specification

Model Name **IF040H-D**

Physical Parameter	Pixel Pitch	4mm
	Diode Type	Surface Mount Device (SMD)
	Dimensions (mm, LxHxD, per cabinet)	480x720x65 mm (per cabinet)
	Dimensions (inch, inchxD, per cabinet)	34 inch x 2.56 inch
	Weight (per cabinet/per m ²)	7.4Kg / 21.4Kg
Optical Parameter	Brightness (Peak/Max)	1,700 nit / 1,200 nit
	Contrast Ratio (Peak/Max)	7,000:1 / 5,000:1
	Viewing angle - Horizontal	160°
	Viewing angle - Vertical	160°
	Bit Depth	16bit per Color
	Color temperature - Adjustable	2,800 ~ 10,000K (use S/BOX)
Electrical Parameter	Video Rate	50/60 Hz
	Input Power Range	100~240 VAC, 50/60 Hz
	Power consumption - Max	580 (W/m ²) / 200 (W/Cabinet)
	Power consumption - Typ	193 (W/m ²) / 67 (W/Cabinet)
	Heat generation - Max(BTU/SF)	184 BTU/SF per hour
	Refresh rate	1,920Hz, 3,840 Hz Selectable
Operation Conditions	Working Temperature / Humidity	0°C~40°C / 10~80%RH
	Storage Temperature / Humidity	-20°C~45°C / 5~95%RH
	IP Rating	IP20
	LED Lifetime	100,000 hours
Certification	EMC Class A, Safety 60950-1	EMC Class A, Safety 60950-1
Service	Service	Front(3) and Parts Rear(4)
Package	Box Dimension (mm, LxHxD)	606 x 847 x 179
	Box Volume (m ³)	0.092
	Package Weight (kg, per cabinet)	10.4kg (per cabinet)

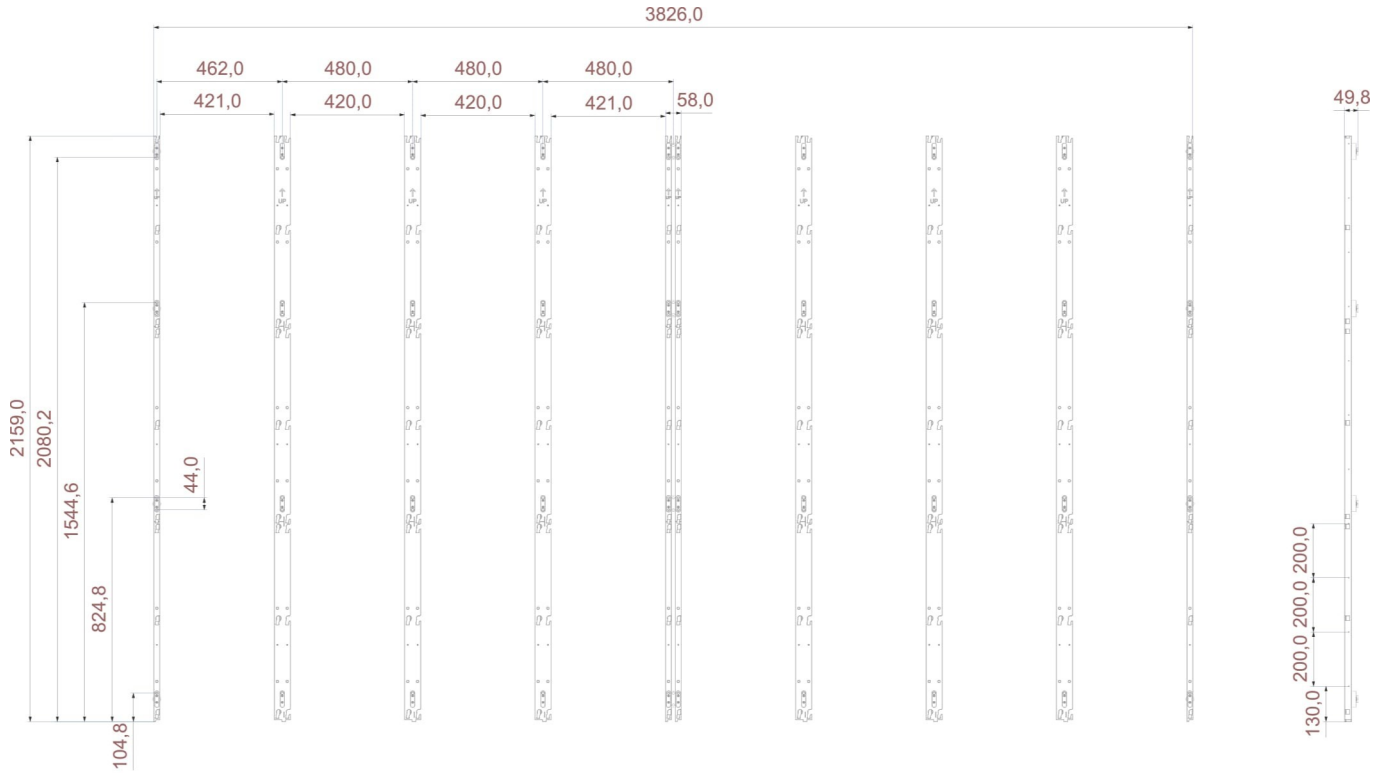
Cabinet Drawing

LH025_040_060IFH-D




Mechanical Drawing(Frame Kit)

LED DISPLAY IF Series series FRAME KIT 8X3



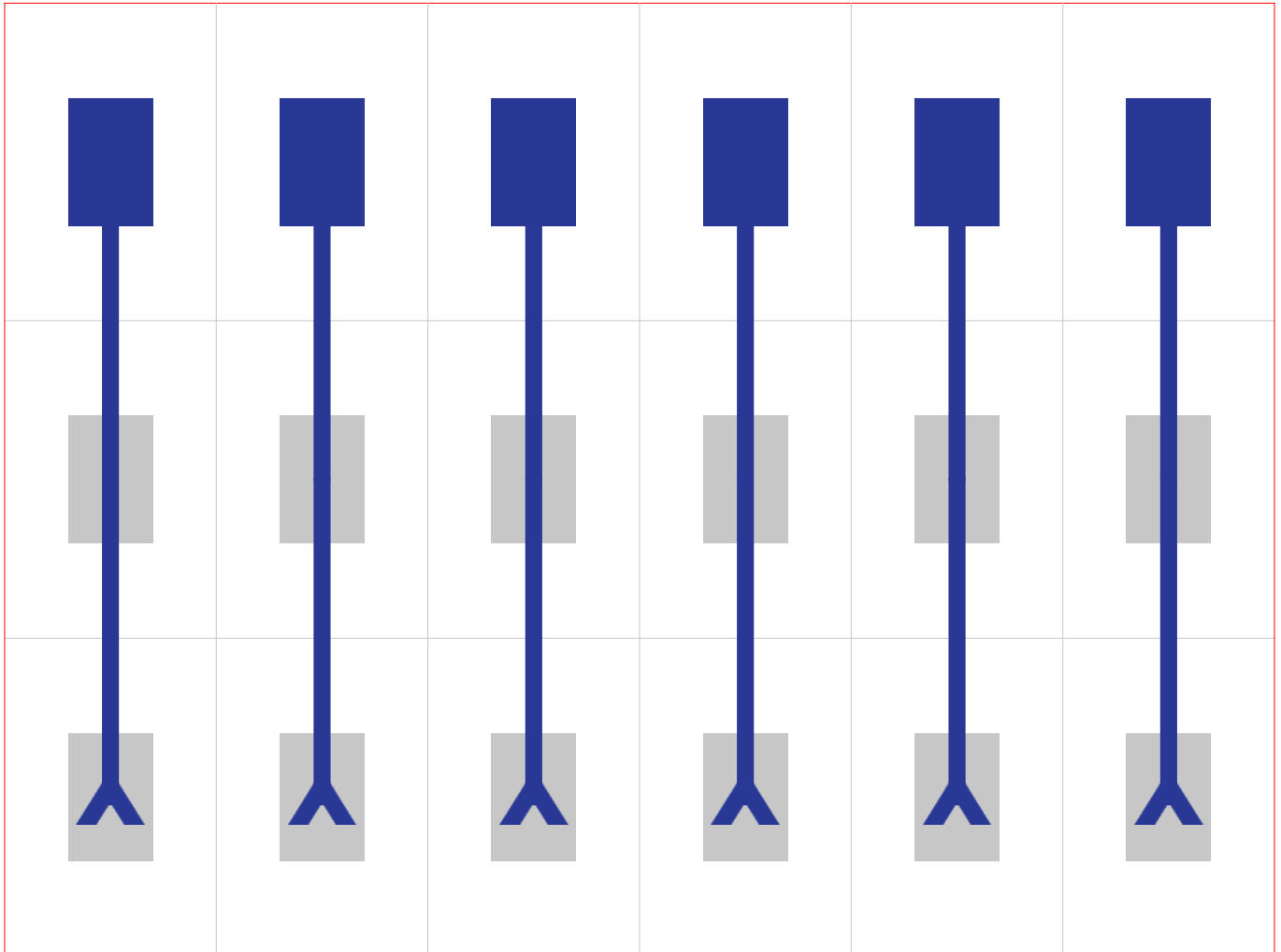
Frame Kits	Mount Framekit for IF 8x3	1
	Mount Framekit for IF 8x2	0
	Mount Framekit for IF 8x1	0

Mechanical Drawing(Frame Kit)







* This figures below is the cabinet length on mounted position.

Power flow Diagram(110V)



* The number of primary power cables doesn't pertain to the number of external circuits. The number of external circuits depends on power consumption. For more detail, please contact your sales partner from Samsung Electronics.

-  Power Interconnect Cable
-  Power Cable Input/Output
-  Primary Cable Routing End Point
-  Primary Power Cable Input

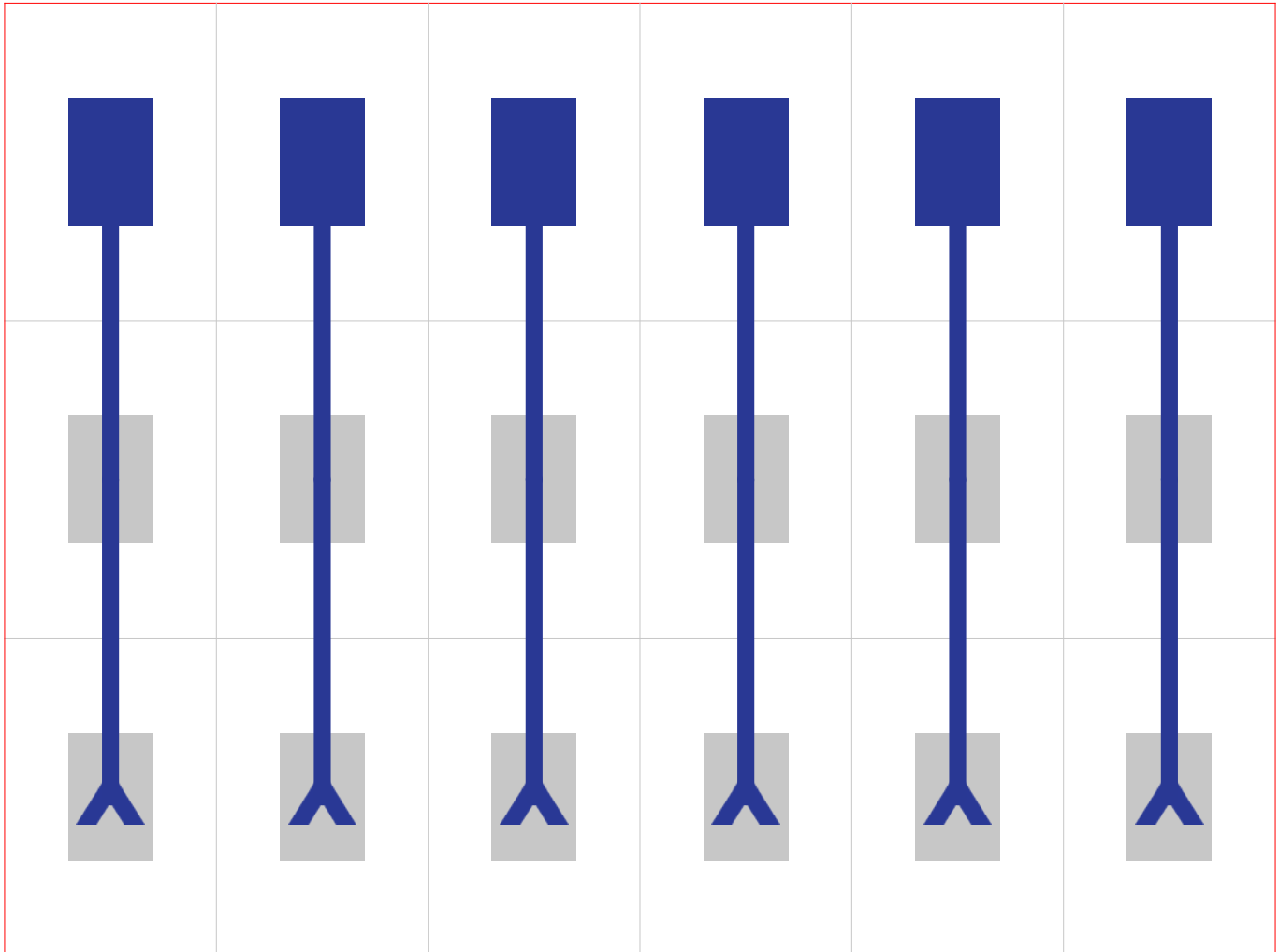
◆ Power system design

1. Power system should be designed according to Screen composition
2. Cabinets that consist same screen (FHD / UHD) must be powered by same power system.
3. Cabinets that connected to same I/G Board (whether or not it makes FHD/UHD screen) must be powered by same power system.

(※ If you have a large number of cabinets and need to separate power, configure the switch to power on simultaneously)

- ▶ S-BOX gives IDs to connected cabinets and it transfer data in order. If the former ID is off while the latter ID is on, error may occur in data transfer.

Power flow Diagram(220V)



* The number of primary power cables doesn't pertain to the number of external circuits. The number of external circuits depends on power consumption. For more detail, please contact your sales partner from Samsung Electronics.

- Power Interconnect Cable
- Power Cable Input/Output
- Primary Cable Routing End Point
- Primary Power Cable Input

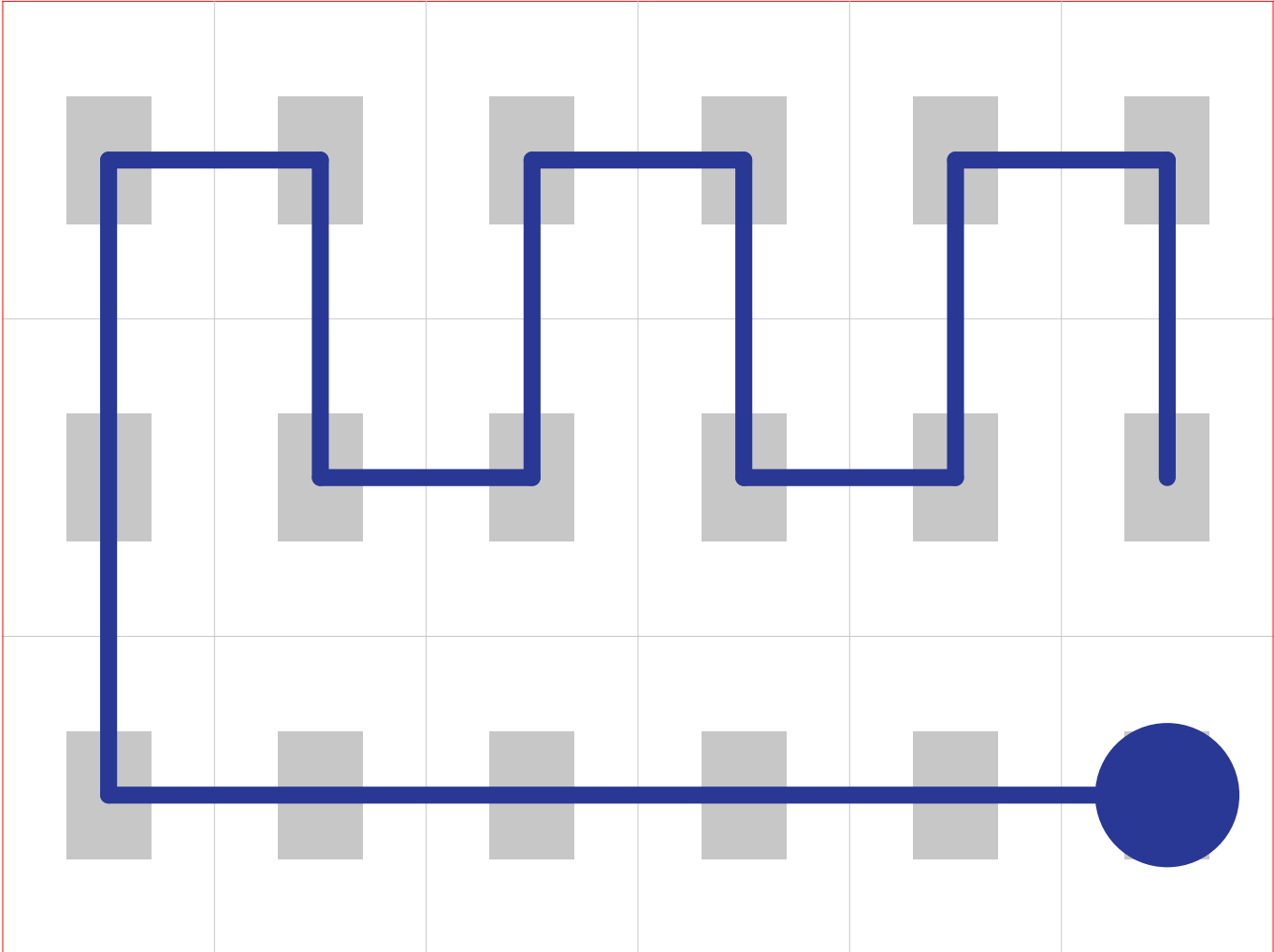
◆ Power system design

1. Power system should be designed according to Screen composition
2. Cabinets that consist same screen (FHD / UHD) must be powered by same power system.
3. Cabinets that connected to same I/G Board (whether or not it makes FHD/UHD screen) must be powered by same power system.

(※ If you have a large number of cabinets and need to separate power, configure the switch to power on simultaneously)

- ▶ S-BOX gives IDs to connected cabinets and it transfer data in order. If the former ID is off while the latter ID is on, error may occur in data transfer.

Data Flow Diagram




- Primary Video Cable Input
- Video & Communication Input
- Video & Communication Cables

Ventilation Guide

(CFM)

Temperature	FAN flow per a column	Total FAN flow
15°C	0	No fan required
20°C	0	No fan required
25°C	0	No fan required
30°C	0	No fan required

Production Information



IF040H-D

[LEARN MORE](#)



SBB-SNOWJAU

[LEARN MORE](#)