



Totem serie **Eliminacode**

Eliminacode series totems

 DESIGN MADE IN ITALY

Il totem multimediale con software eliminacode ti consentirà di rendere più agevole la gestione di lunghe code e attese inaspettate sia con lo scontrino numerato che digitalmente con la prenotazione da remoto con l'app. Il sistema è predisposto per una gestione multifila su più sportelli bancari e per chiamate in funzione della fascia di priorità. L'appuntamento online è un sistema opzionale.

The multimedia totem with queue management software will allow you to simplify the control of long queues and unexpected waiting both with the numbered ticket and with the distance booking through the app. The system can manage several queues on multiple desks and calls in accordance with the priorities. Online booking is an optional system.

Totem serie **Eliminacode 24"**

Eliminacode series totems



	TOUCHSCREEN
NOME PRODOTTO <i>product name</i>	Eliminacode 24
MISURE (largh, alt, prof) <i>dimension (width, height, depth)</i>	69 x 130 x 54 cm
BASE	69 x 54 cm
PESO <i>weight</i>	~ 45 kg
MONITOR	24"
TOUCH SCREEN	Integrato nel monitor <i>Integrated in the monitor</i>
HARDWARE	mini PC
NOTE <i>notes</i>	Struttura in ferro <i>Iron frame</i>




*Manage your line in total safety..
Slip without queue!*

Asset manager

The app that allows you to optimize the management of the row of your store, also providing a booking system for your customers on featured services.

Client

The app that helps you optimize waiting times. Take a number and go to the trusted activity near your turn. You can book a dedicated service by selecting the appointment in the available time slot you prefer.



advantages

for customers

Optimised waiting times

Arrival on site only close to the booked turn

Single agenda

Booking a row or a service on a single list

Notices and updates

Notifications inform when booking approaches

for the activity

Autonomy and easy use

I register my activity on the site and manage the progress of the queue and bookings from my smartphone

Prestazioni

Greater organization in welcoming customers translates into greater care and quality of services

Visibilità

Putting my business within the initiative offers new promotional opportunities

functionality

take a number

It allows you to manage the digital and physical queue of your store using a display and a smartphone or tablet as a remote control.

Customers can book a number and reach you on the spot near their turn while monitoring the progress of the queue.

functionality

Book a slot

It allows a manager to organize entries at their own business or create a special calendar divided into day/time slots. It can also manage the actual attendance, cancel bookings or make new ones.

The customer can consult the list of available slots, book and confirm leaving their details.

for your business



at the activity

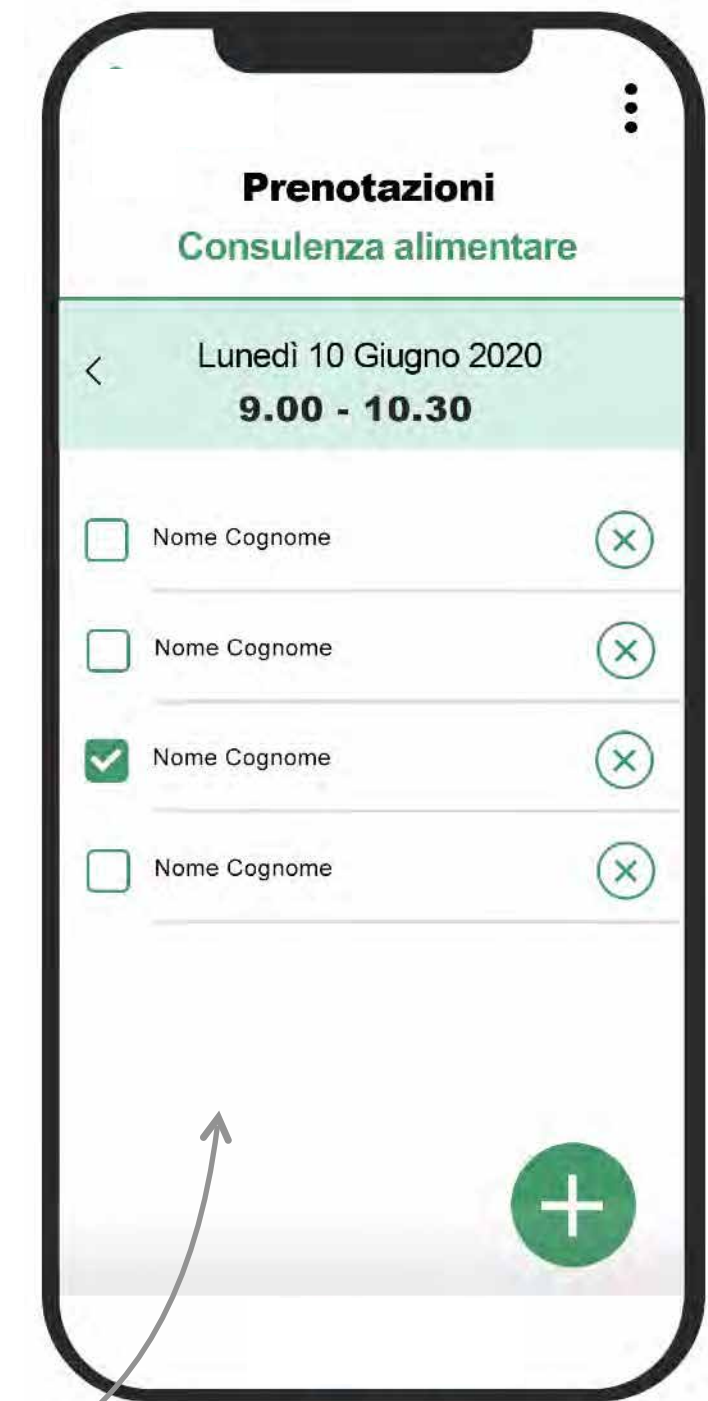
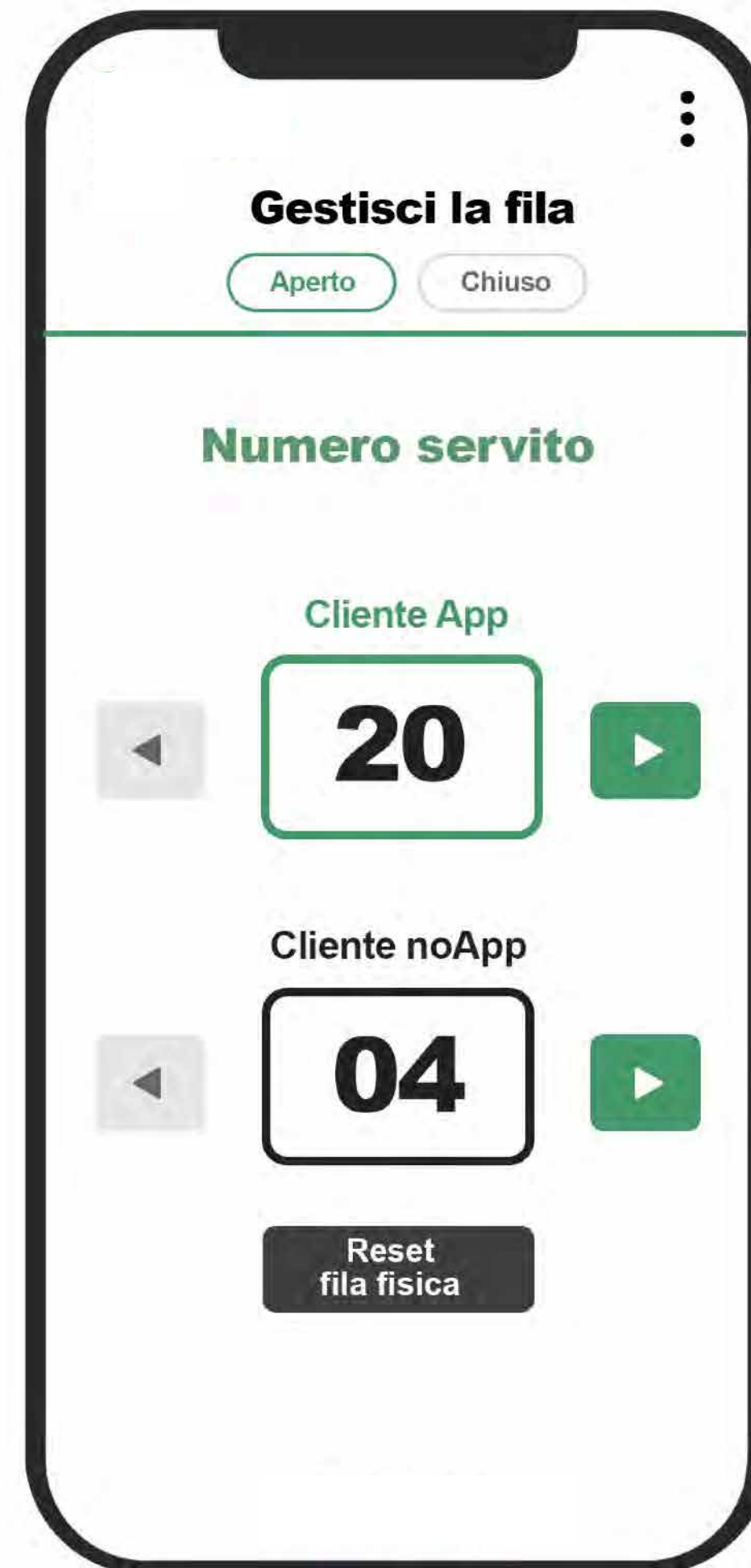
You use the remote control to manage row progress, both the APP customer number and the no-APP customer number (paper row).

On the display displayed in favor of the public are displayed the called numbers.

Display



remote control

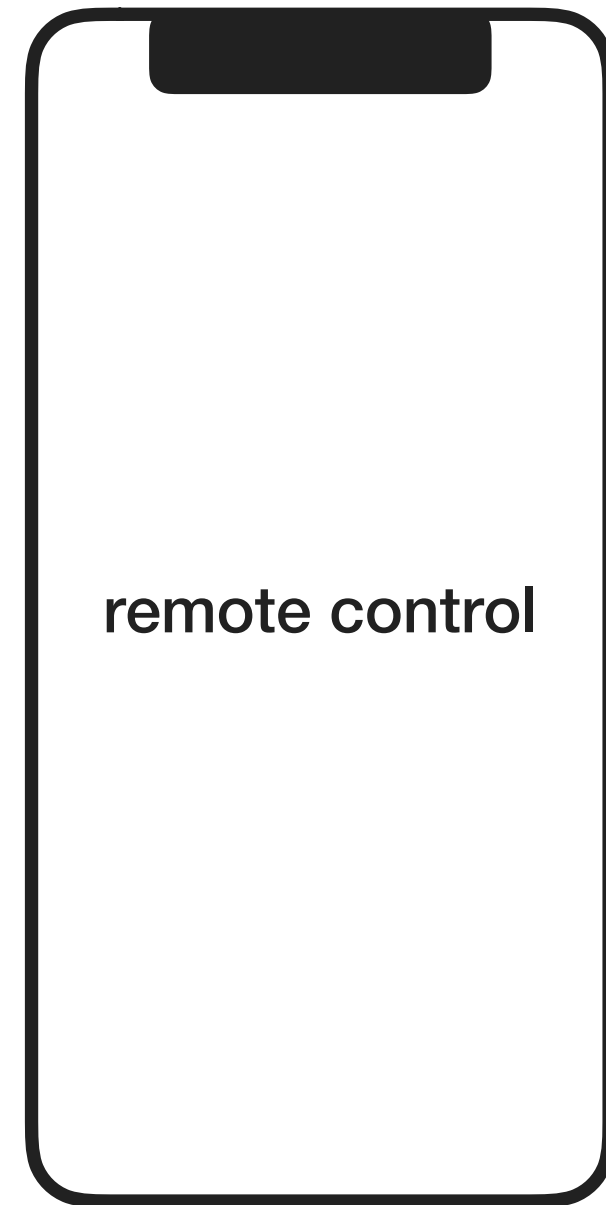
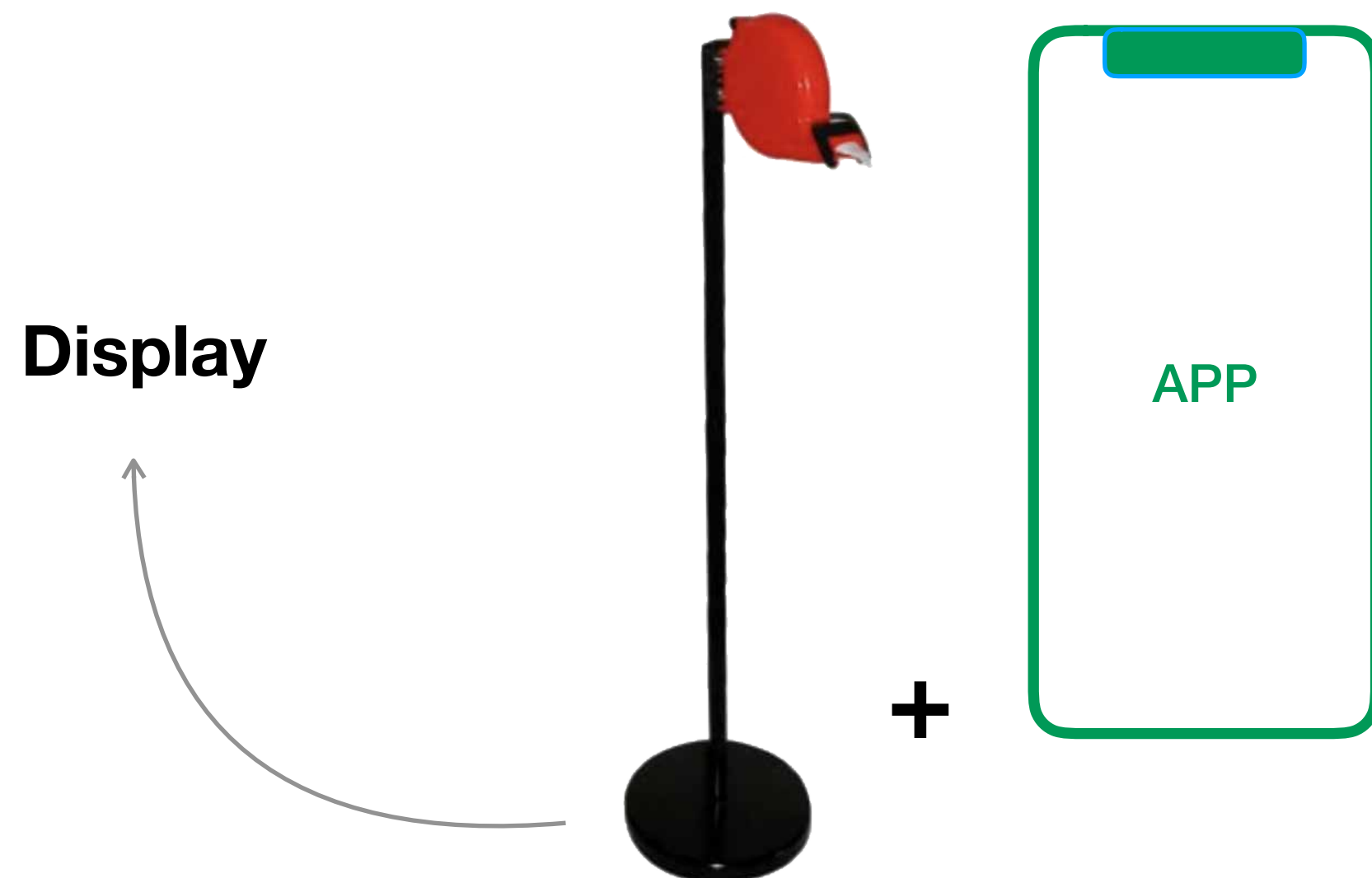


You use the remote control to create new date/time slots and their reservations. It is also used to count the number of times booked.

Take a number: options

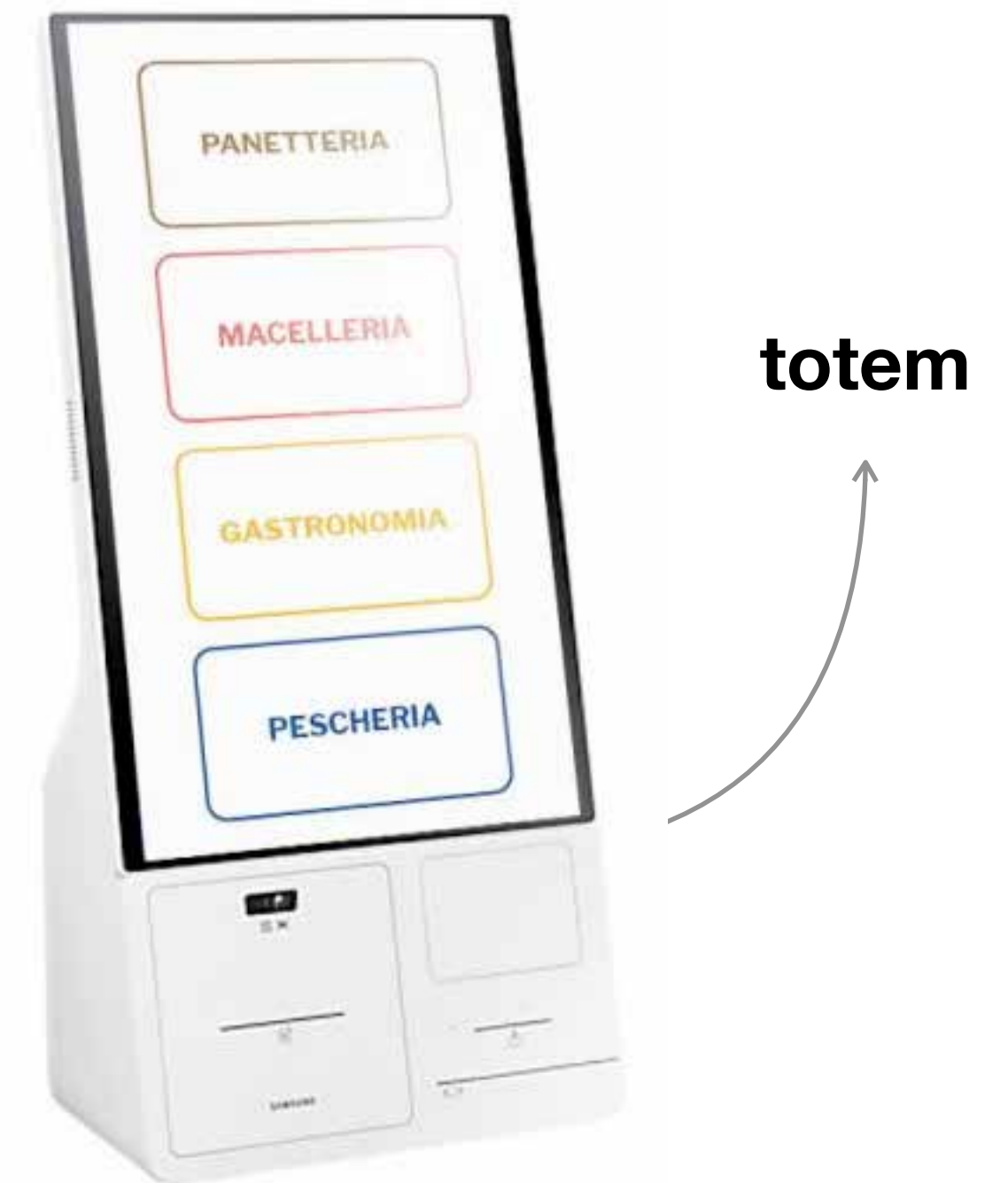
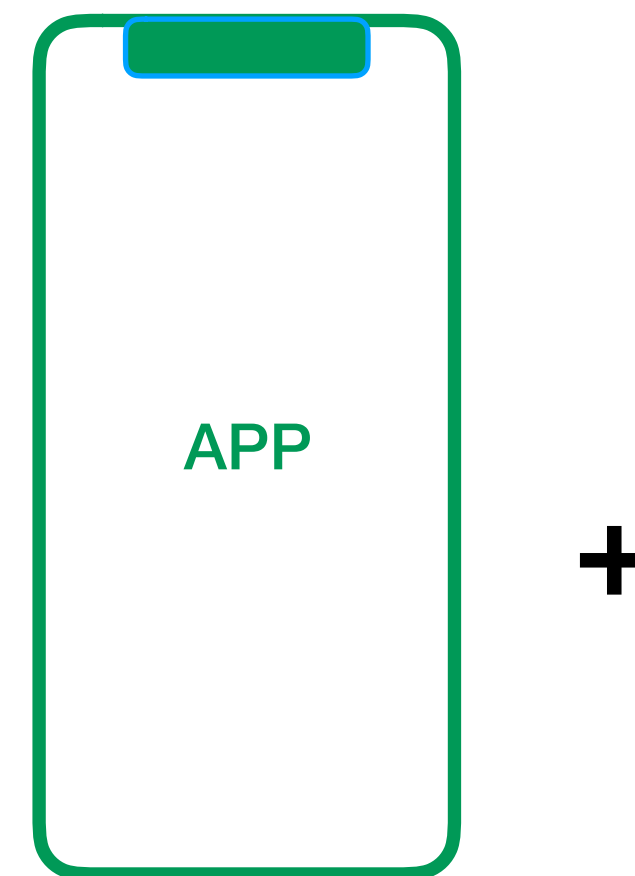
1 hybrid

From the remote control you can manage the advancement of the digital and paper row. The customer can use the app or take the paper number, displaying their turn in the display.



2 digital

From the remote control you can manage the progress of the numbers in a single row. The customer can use the app or take the number from the totem, displaying their turn in the displayed monitor.

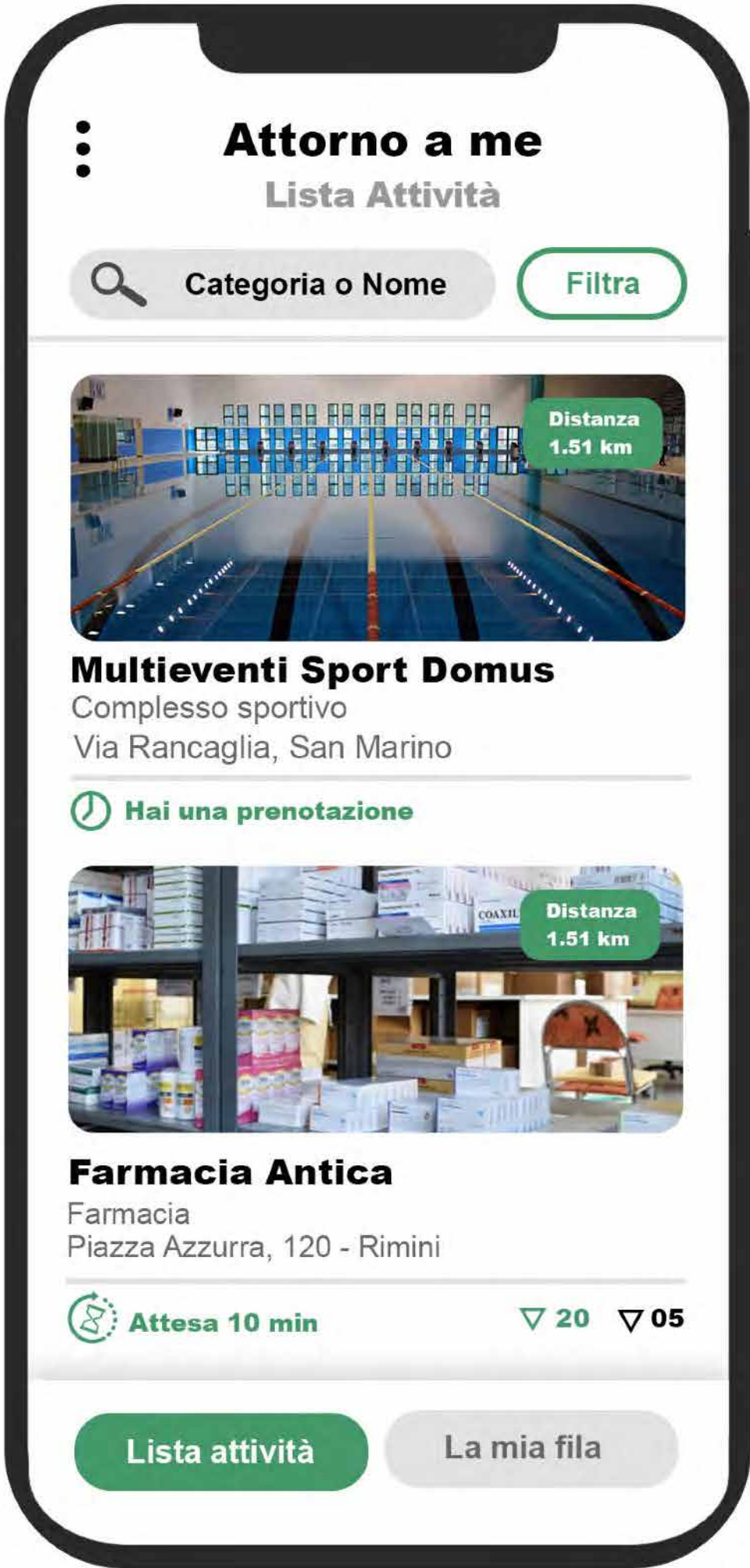


for the customer

1

Activity list

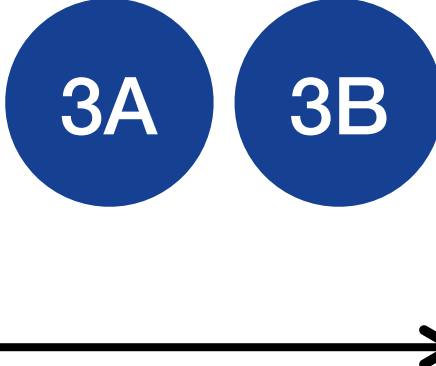
List of all activities present and available on the app, you can filter by name, category or distance from us.



2

Activity detail

In the tab in addition to some details of the activity we have two options: get a number or book day/hour



for the customer



3A

Get a number for your tail

If you select take a number the app asks for a confirmation.

3B



Book a date/time service

Choose the type of activity you want to book, the day and time available.



4A

Confirm with your data.

4B



5

My list

Here I can check my waiting times if I have taken a number or made a reservation



conclusions

allows the customer to ...

Better manage your time

Avoiding unnecessary waiting time.

Guarantee spaces and dedicated moments

By making reservations.

Be punctual

Receiving alerts reminding you of your bookings.

Have a priority row

Reserve a seat in the priority row if:
expectant, elderly or disabled.

is the technology that best suits
the needs of your business
and your customers, allowing you
to offer a professional,
complete and safe service.