

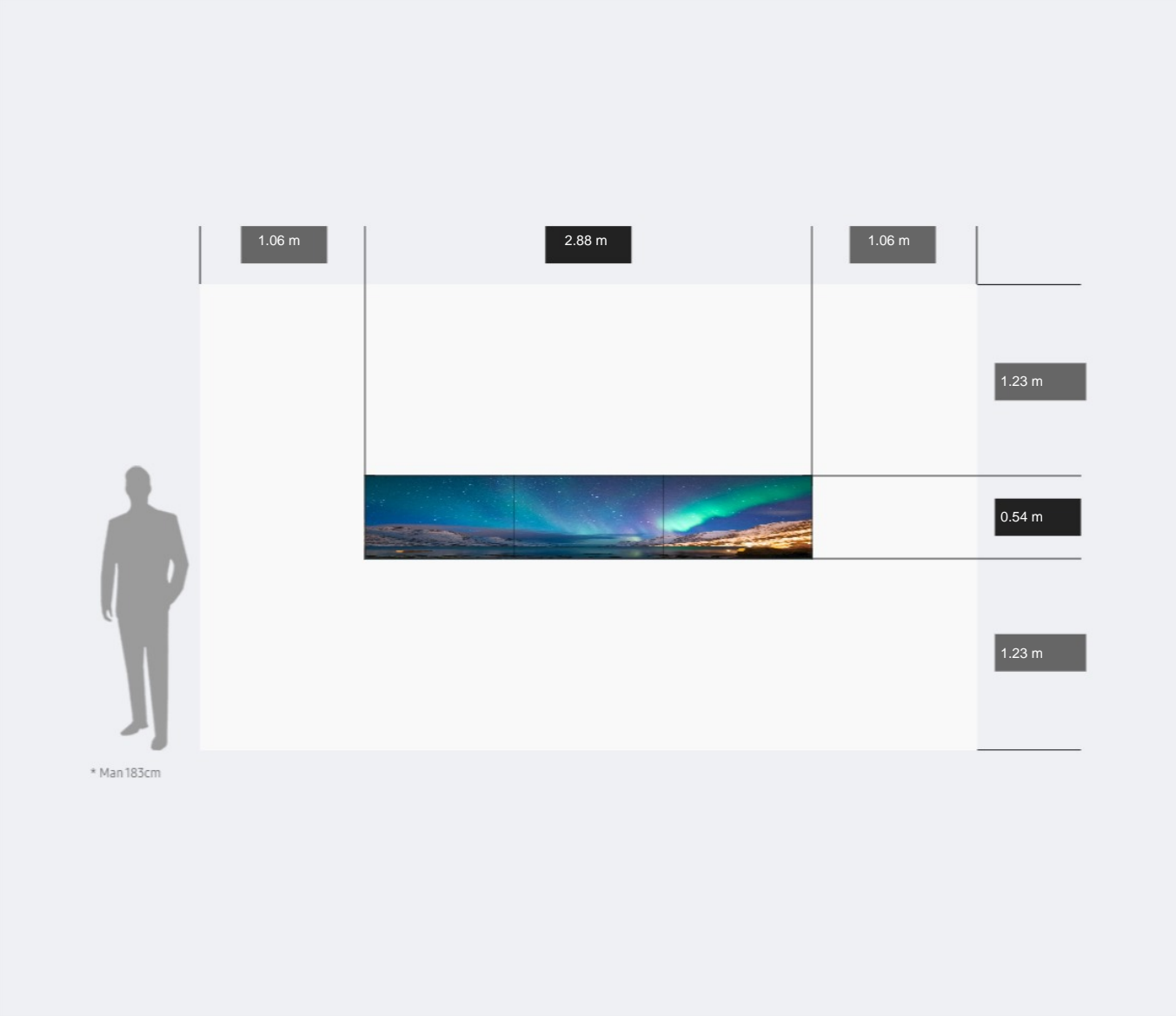
Project Description

banner orizz
[Indoor Model IE015A]



With more businesses turning to LED signage for an enhanced customer experience, Samsung's IER/IEA series displays offer an ideal combination of superior picture quality and intuitive usability. IER/IEA Series captivates customers through industry-leading video processing technologies and High Dynamic Range (HDR) picture refinement, delivering clearer, more realistic and memorable content. Fine-tune uniformity and accurate color even in low brightness also always ensures enhanced image presentation. Hassle-free installation and flexible configuration options means any business can have an eye-catching display regardless of environmental constraints.

LED Configuration Rendering [Indoor Model IE015A]



Screen Specification

Model Name **IE015A**

Display Requirements	Screen Configuration (WxH)	3 Units x 1 Unit
	No. of Cabinets	3 Units
	No. of Spare Cabinets	1 Unit
	Total No. of Cabinets	4 Units
Display Wall Dimensions	Dimensions	2.88 X 0.54 m
	Display Area	1.56 m ²
	Diagonal	115.36 inch
	Weight	35.4 Kg
Optical Parameter	Resolution	1920 X 360
	Q'ty. of S-Boxes	1 Unit
Power Requirements	Max	570 Watts
	Typical	315 Watts
Heat Generation	Max	1944 BTU
	Typical	1074 BTU

* Specifications are subject to change without notice.

* Please, refer to 'Ventilation Guide' of next page.

Ventilation Guide (A case Dynamic Peaking function is activated)

(CFM)

Temperature	FAN flow per a column	Total FAN flow
15°C	0	No fan required
20°C	0	No fan required
25°C	0	No fan required
30°C	0	No fan required

Ventilation Guide (A case Dynamic Peaking function is deactivated)

(CFM)

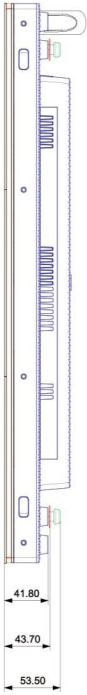
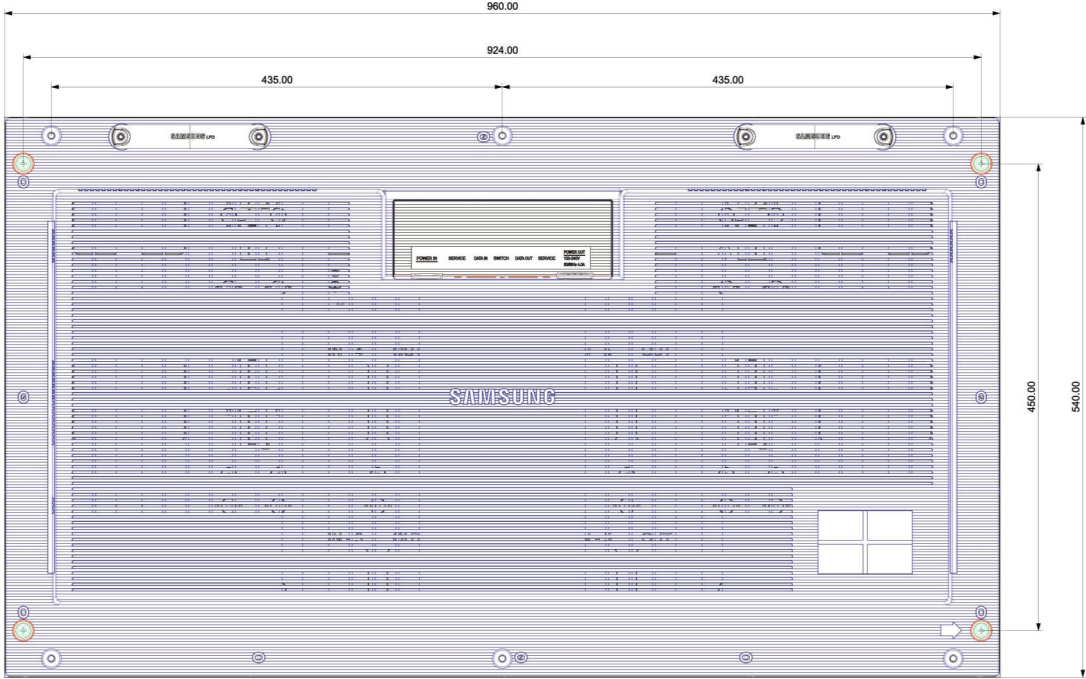
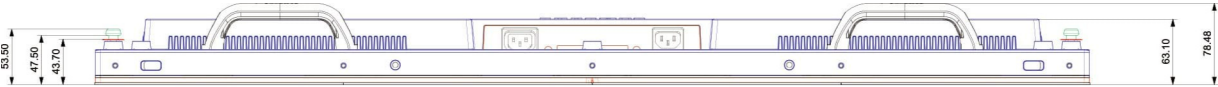
Temperature	FAN flow per a column	Total FAN flow
15°C	0	No fan required
20°C	0	No fan required
25°C	0	No fan required
30°C	0	No fan required

Product Specification

Model Name **IE015A**

Physical Parameter	Pixel Pitch	1.5mm
	Diode Type	Surface Mount Device (SMD)
	Dimensions (mm, LxHxD, per cabinet)	960x540x79.5 mm
	Diagonal (inch, DiagonalxD, per cabinet)	43.3 x 3.13 inch
	Weight (per cabinet/per m ²)	11.8 Kg / 22.8 Kg
Optical Parameter	Brightness (Peak/Max)	1,000 nit / 500 nit
	Contrast Ratio (Peak/Max)	6,000:1
	Viewing angle - Horizontal	150°
	Viewing angle - Vertical	150°
	Bit Depth	16 bit (Internal processing 18bit)
	Color temperature - Adjustable	2,800 ~ 10,000K (use S/BOX)
Electrical Parameter	Video Rate	50/60 Hz
	Input Power Range	100~240 VAC, 50/60 Hz
	Power consumption - Max	367 (W/m ²) / 190 (W/Cabinet)
	Power consumption - Typ	203 (W/m ²) / 105 (W/Cabinet)
	Heat generation – Max(BTU/m ² , BTU/cabinet)	1,251 (BTU/m ²) / 648 (BTU/Cabinet)
	Heat generation – Typical(BTU/m ² , BTU/cabinet)	691 (BTU/m ²) / 358 (BTU/Cabinet)
	Refresh rate	3,840 Hz
Operation Conditions	Working Temperature / Humidity	0°C~40°C / 10~80%RH
	Storage Temperature / Humidity	-20°C~45°C / 5~95%RH
	IP Rating	IP20
	LED Lifetime	100,000 hours
Certification	EMC Class A, Safety 60950-1	62368-1, 60950-1
Service	Service	Front
Package	Box Dimension (mm, LxHxD)	1,119 x 206 x 699 mm
	Box Volume (m ³)	N/A
	Package Weight (kg, per cabinet)	16.5 Kg

Mechanical Drawing(Cabinet)




Mechanical Drawing(Frame Kit)

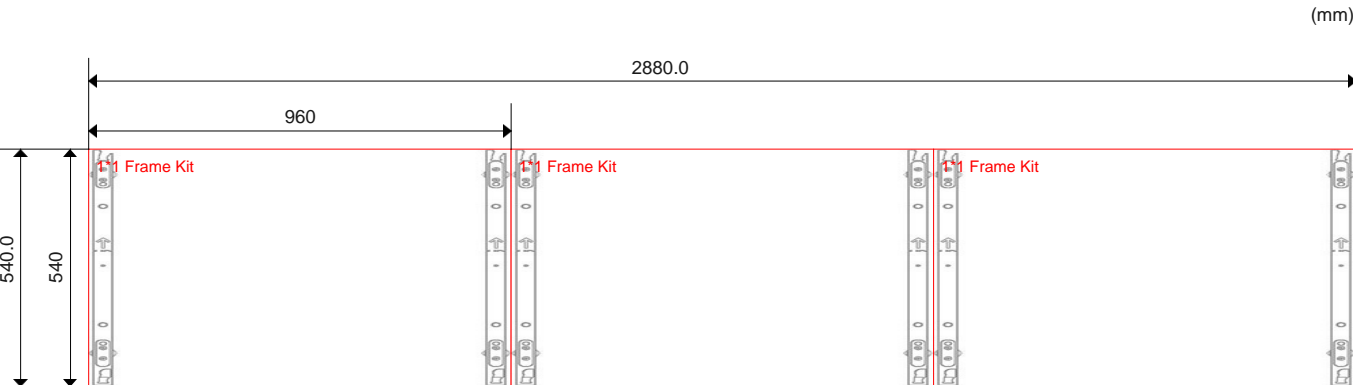
Model Code	Required Quantity
VG-LFR84FWL	0 Unit
VG-LFR44FWL	0 Unit
VG-LFR53FWL	0 Unit
VG-LFR33FWL	0 Unit
VG-LFR52FWL	0 Unit
VG-LFR11SWL	3 Units

Mechanical Drawing(Frame Kit)

VG-LFR11SWL




Mechanical Drawing(Frame Kit)







* This figures below is the cabinet length on mounted position


Power Flow Diagram(110V)







** The number of primary power cables doesn't pertain to the number of external circuits. The number of external circuits depends on power consumption. For more detail, please contact your sales partner from Samsung Electronics.*

-  Power Interconnect Cable
-  Power Cable Input/Output
-  Primary Cable Routing End Point
-  Primary Power Cable Input


Power Flow Diagram(220V)



** The number of primary power cables doesn't pertain to the number of external circuits. The number of external circuits depends on power consumption. For more detail, please contact your sales partner from Samsung Electronics.*

-  Power Interconnect Cable
-  Power Cable Input/Output
-  Primary Cable Routing End Point
-  Primary Power Cable Input

Data Flow Diagram



- Primary Video Cable Input
- Video & Communication Input
- Video & Communication Cables

Production Information



IE015A

[LEARN MORE](#)



SBB-SNOWJAU

[LEARN MORE](#)